

EVOKING LUXURY



Premium Collection

Sintered Stone
800x2400mm
15mm Thickness

diModa

Dimoda Pte Ltd,
71 Tannery Lane, #03-07 City Industrial Building,
Singapore 347807

Call: +65 6980 3423 I +65 9109 8543
Mail: info@dimoda.sg

www.dimoda.sg

diModa

**DELIVERING
SPLENDOUR**



Sintered Stone

INTRODUCTION



Di Moda brings
Largest size slabs with
automised powder
decoration.

We are facilitated
with High Resolution
Digital Technology
from Italy.

Our unmatched quality
is the result of in-house
research and test lab
conducting enhanced
quality checks.

We have eco-friendly
plant architecture
with methodical
plantation.

Our manufacturing
plant is furnished
with an in-house
township.

We have an
advanced assembly
of robotics automated
product handling



The success of a brand lies in its ability to evolve and stand ahead of its time with a pioneering vision. Di Moda and its exceptional offering is a result of vision, demand, and objective of delivering products that add iconic values to the spaces of customers. It is also a passionate endeavor encouraged and inspired by the efforts of sustainability for a better tomorrow.

Di Moda believes in delivering an experience beyond excellence and thus is bringing revolutionary products to the market backed by advanced technology. We believe in leading with innovations to make a remarkable impact in the lifestyle industry.

INTRODUCTION



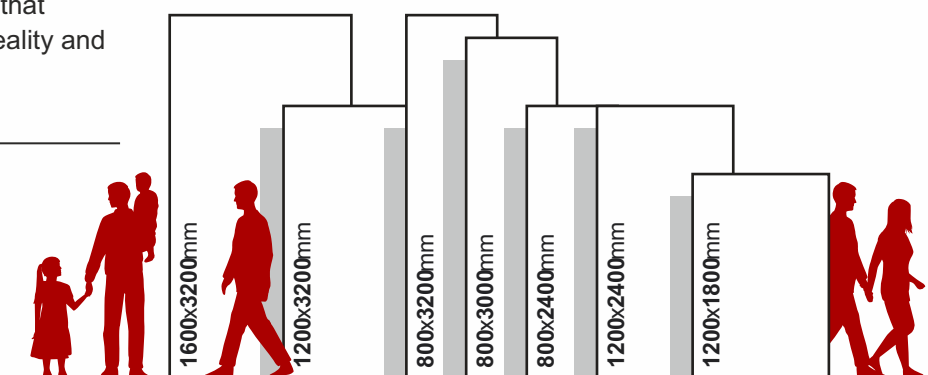
Concepts for
Urban Spaces

Premium Collection

Di Moda brings a magnificent range of superior surfaces with the Premium Collection that redefines the style of a space with its poised and appealing designs.

The colossal surfaces of the Premium Collection are synonymous with luxury, radiance, and upscale living to design your spaces class-apart and truly matchless. These surfaces are specially designed to give your spaces the essence of grandeur and eliteness paired with unprecedented features, functionality, versatility, and elegance.

We believe in living life king size and with this belief, we offer grand-sized surfaces to create larger-than-life spaces that deliver a sense of surreality and luxury.



THE SPECTACULAR PREMIUM COLLECTION



Discover the
blend of
technology and
innovation


Sintered Stone

The Sintered Stone promises a sense of infinity and sophisticated feel for a place with its extravagant style. These tiles bring an effervescence vibe and charming poise to the interior.

Spaces are blank pages that one can decorate in their personal style and write their lifestyle story. Every space lights up when the right elements come together and adding gloss to it just enhances the mood of the space. The tiles of Sintered Stone have a premium high gloss finish that expresses extravagance and delivers an elite experience. These surfaces enlighten spaces through their opulence and captivating semblance.



CONCEPTUALIZE YOUR SPACE IN A SUMPTUOUS STYLE



Our Premium collection is the epitome of grandeur and style. With this collection of Sintered Stone, luxury has a new size. They are designed to adorn places with a spacious look and chic style. The tiles of this collection are available in the grand size of 800x2400mm to create a lavish landscape.

Types of Body

Our Sintered Stone of the Premiun Collection is an amalgamation of high gloss finish tiles available in four color bodies. These surfaces shape spaces with utmost sophistication and chic style by embodying grace, poise, and grandeur.



Premium Collection

Polish & Matt Surface

15mm Thickness



BIG SIZE SLABS



15mmThickness

The 15mm thickness assures a sturdy and durable structure with its toughness. These surfaces enhance the spaces by fabricating modish tones for versatile areas.

INTRODUCING OURTECH TECHNOLOGY INNOVATIONS FOR FUTURE.

More Natural.
More Sustainable.
Less Impact.

Ourtech

In today's age, when the environment needs to be looked after, we make innovation sustainable. Our tiles are manufactured using Ourtech technology that makes a healthy and better lifestyle a priority. The Ourtech technology is the innovation of the future as it helps create tiles that are respectful to the environment. Using this innovative technology, we ensure

that the raw material waste is to the minimum, the tiles are recyclable, they do not emit any harmful chemicals, and there is a decrease in water waste. Ourtech technology leads to our well-being through the well-being of nature.



CONTINUA+

Di Moda is equipped with
India's most advanced
polishing technology by KEDA.

PERSONALIZE SPACES WITH VERSATILE APPLICATIONS

The brilliance and magnificence of the Sintered Stone enhance the aesthetic experience of a place.















The aesthetical richness of our surfaces engulfs places in an oasis of surreal ambient with their mesmeric appeal. These majestic surfaces offer multiple installing options with their rich functionalities, sense of comfort

and pleasing designs. These tiles can be installed on countertops, furniture, floors, walls, staircase and many other areas of commercial as well as residential places.



Application Areas

- | | | | |
|---|-----------------|---|---------------------|
|  | Countertop |  | Staircase |
|  | Dining tabletop |  | Window & Door Frame |
|  | Lift Frame |  | Basin & Furniture |
|  | Bathroom |  | Fireplace |
|  | Worktop |  | Wall Cladding |
|  | Elevation |  | Floor Covering |

DESIGN SPACES WITH HIGH AESTHETIC IMPACT



The brilliant Surface is versatile in its application. This collection creates the ideal ambience for various spaces like countertops, worktops, dining tables, staircases, and a lot more.





















The mesmerizing Surface adds character and poise to a place with its vivacious design and marvellous size.

FOR SEAMLESS FUNCTIONALITY

In this time and age, hygiene, cleanliness and comfort is a priority and everyone requires a place where they feel completely at home. The multifaceted surfaces of this collection make everyday life easier while achieving distinction in the decor segment for every home and public area. These surfaces with their convenient features offer an ideal tiling solution for a modern lifestyle.

TECHNICAL FEATURES

 	 	 	 	 	 
Hygienic and Suitable for Contact with Food	Water Resistant Surface	Stain Resistant Surface	Scratch and Abrasion Resistant	Resistant to Chemicals, Acids, Bases, and Solvents	Easy to Clean Surface
					
Impact Resistant Surface	Resistant to UV Rays	Resistant to Mould, Mildew, And Fungus	Resistant to Fire and Heat	Frost Resistant Surface	Flatness and Stability Over Time

A GLORIOUS SELECTION

WHITE BODY

CRYSTAL BIANCO



STATUARIO SCALA



STATUARIO GREY



STATUARIO SILK



STATUARIO PEARL



STATUARIO FORST



STATUARIO AFGHAN



STATUARIO ORO



STATUARIO GOLD



ACHROMIC STATUARIO



FUSION WHITE



VOLAKAS GRIGIO



PINK ONYX



PRIMAVERA



BRAZZILIAN GRANITE



BLACK BODY

PIANO BLACK



BARDILIO NERO



BELGIUN BLACK



BLACK GOLD



GOLDEN PORTORO



LABRADORITE



LAURENT NOIR



MARQUINA BLACK




SILVER PORTTORO



ANTICO BLACK




MUSHROOM GRANITE



OCEAN VOLGA



We offer a colourful palette of tiles with the Surface availing a spectrum of design options that help bring a designer's vision to life. These tiles make places desirable with their classy look and timeless shades that perfectly match the architectural style of urban spaces.



CRYSTAL BIANCO

Size **800x2400mm**
Surface **High Gloss**
Thickness **15mm**
Type **White Body**



STATUARIO SCALA

Size **800x2400mm**
Surface **High Gloss**
Thickness **15mm**
Type **White Body**





Kitchen Counter Top
Statuario Grey

Backsplash
Statuario Grey



Premium Collection

Polish & Matt Surface

15mm Thickness



STATUARIO GREY

Size **800x2400mm**
Surface **High Gloss**
Thickness **15mm**
Type **White Body**





Kitchen Counter Top
Statuario Pearl




STATUARIO SILK

Size **800x2400mm**
 Surface **High Gloss**
 Thickness **15mm**
 Type **White Body**



STATUARIO PEARL


Size **800x2400mm**
 Surface **High Gloss**
 Thickness **15mm**
 Type **White Body**





STATUARIO FORST

Size **800x2400mm**
 Surface **High Gloss**
 Thickness **15mm**
 Type **White Body**



STATUARIO AFGHAN

Size **800x2400mm**
 Surface **High Gloss**
 Thickness **15mm**
 Type **White Body**






STATUARIO ORO

Size **800x2400mm**
 Surface **High Gloss**
 Thickness **15mm**
 Type **White Body**



STATUARIO GOLD

Size **800x2400mm**
 Surface **High Gloss**
 Thickness **15mm**
 Type **White Body**





Kitchen Counter Top **Achromic Statuario**
Dining Table **Achromic Statuario**



ACHROMIC STATUARIO

Size **800x2400mm**
Surface **High Gloss**
Thickness **15mm**
Type **White Body**





FUSION WHITE

Size **800x2400mm**
 Surface **High Gloss**
 Thickness **15mm**
 Type **White Body**



VOLAKAS GRIGIO

Size **800x2400mm**
 Surface **High Gloss**
 Thickness **15mm**
 Type **White Body**





Basin
Pink Onyx

Bathtub
Pink Onyx



Premium Collection

Polish & Matt Surface

15mm Thickness



PINK ONYX


Size **800x2400mm**
 Surface **High Gloss**
 Thickness **15mm**
 Type **White Body**






PRIMAVERA


Size **800x2400mm**
 Surface **High Gloss**
 Thickness **15mm**
 Type **White Body**



BRAZZILIAN GRANITE

Size **800x2400mm**
 Surface **High Gloss**
 Thickness **15mm**
 Type **White Body**






PIANO BLACK

Size **800x2400mm**
Surface **High Gloss**
Thickness **15mm**
Type **Black Body**



BELGIUN BLACK

Size **800x2400mm**
Surface **High Gloss**
Thickness **15mm**
Type **Black Body**






Door And Window Frame
Laurent Noir




MARQUINA BLACK

Size **800x2400mm**
 Surface **High Gloss**
 Thickness **15mm**
 Type **Black Body**



LAURENT NOIR



Size **800x2400mm**
 Surface **High Gloss**
 Thickness **15mm**
 Type **Black Body**






SILVER PORTTORO

Size **800x2400mm**
 Surface **High Gloss**
 Thickness **15mm**
 Type **Black Body**



BARDILIO NERO


Size **800x2400mm**
 Surface **High Gloss**
 Thickness **15mm**
 Type **Black Body**






Staircase
Black Gold

Floor
Statuario Gold




BLACK GOLD


Size **800x2400mm**
 Surface **High Gloss**
 Thickness **15mm**
 Type **Black Body**



GOLDEN PORTORO



Size **800x2400mm**
 Surface **High Gloss**
 Thickness **15mm**
 Type **Black Body**






ANTICO BLACK


Size **800x2400mm**
 Surface **High Gloss**
 Thickness **15mm**
 Type **Black Body**



LABRADORITE



Size **800x2400mm**
 Surface **High Gloss**
 Thickness **15mm**
 Type **Black Body**






MUSHROOM GRANITE

Size **800x2400mm**
Surface **High Gloss**
Thickness **15mm**
Type **Black Body**



OCEAN VOLGA

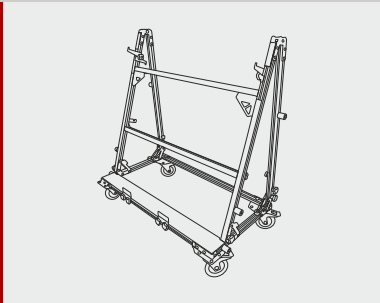
Size **800x2400mm**
Surface **High Gloss**
Thickness **15mm**
Type **Black Body**



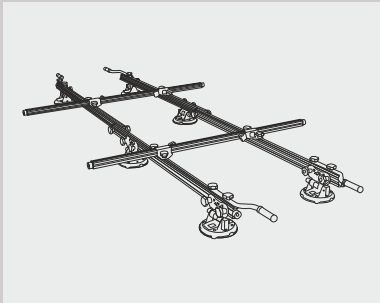
Slab Handling

Tools suggested for handling

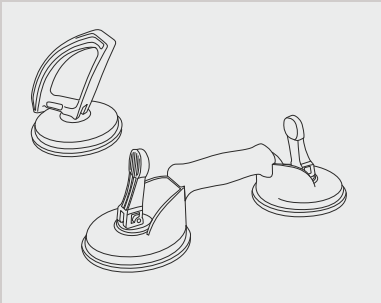
For handling the enormously sized slabs from Di Moda, we recommend careful handling with the help of four handlers at the same time in case of the largest size and at least two handlers for the smaller sizes of the slabs.



Reinforced trolley



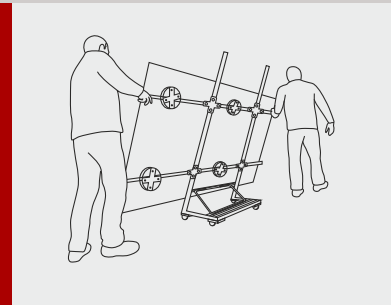
Parallel & transverse guides



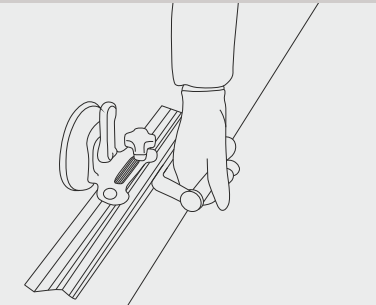
Single & Double suction cup

Handling instructions

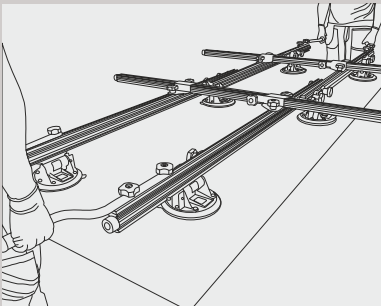
Di Moda recommends the use of a kit of devices designed especially for the handling of large-size slabs.



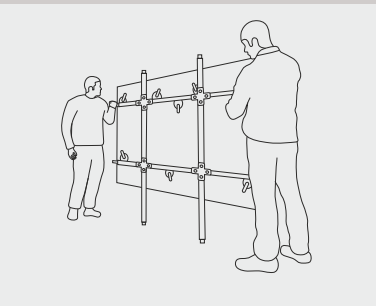
We recommend carrying out the handling job of the slabs with four handlers at the same time.



Ensure proper suction with a vacuum between the device and the slab and use a single device/suction cup for a maximum length of up to 150cms.




To lift the slabs use sucker cups after cleaning the slab and cups with a damp sponge. Make sure the device also has suckers that run along with the guides and adhere to the slab.



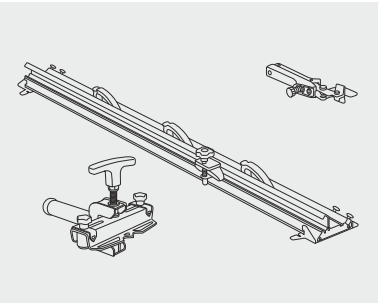
To lift the slab use guides from the long sides of the slab and lift/hang it vertically to the handles of the trolley frame. Use appropriate size reinforced trolley for various sizes of slabs.

Slab Cutting & Drilling


Tools suggested for cutting and drilling



Workbench with aluminum profiles

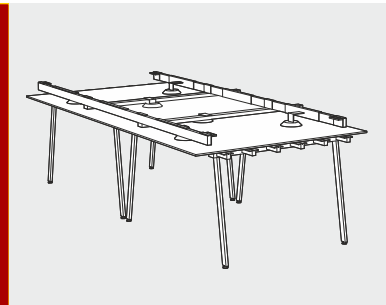


Cutting unit

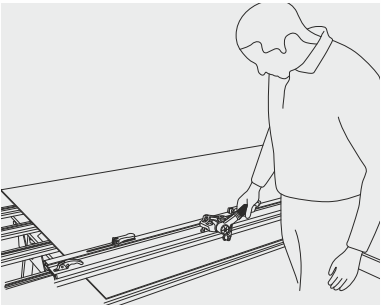


Diamond polishing pads

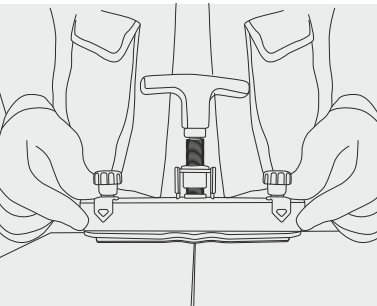
Manual cutting instructions



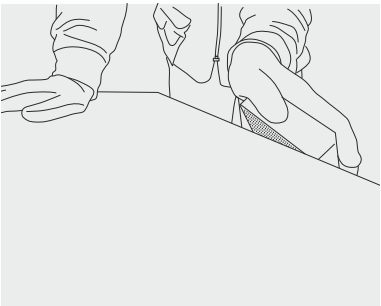
Lay the slab on a flat surface and preferably on a workbench with aluminum profiles. Make sure the surface is stable for both cutting and drilling.



Make markings on the slab according to the desired cutting and drilling need.



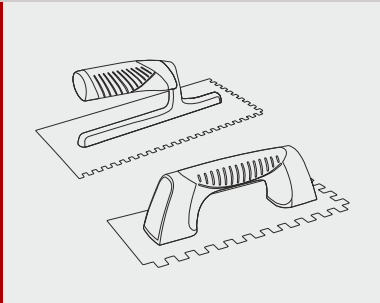
After scoring the length and making the cut, move the slab out of the workbench till the incision line and split from both sides using cutting-off pliers.



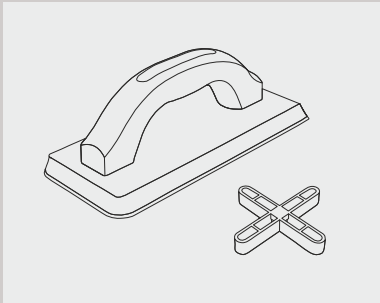
Smooth the edges of the length cut with a diamond polishing pad.

Slab Laying

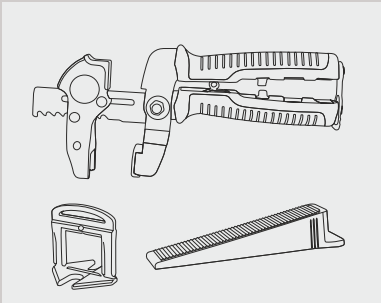
Tools suggested for Laying



3mm & 10mm trowel



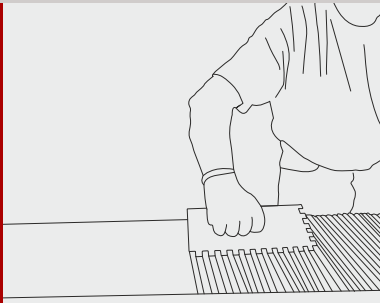
Rubber trowel & Spacers



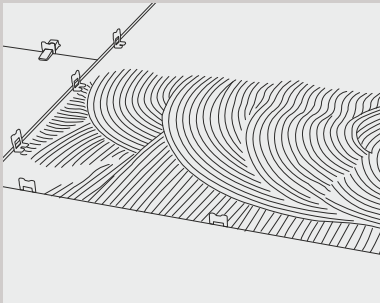
Device for plate's pulling over and Leveling wedges & clips

Slab Laying Instructions

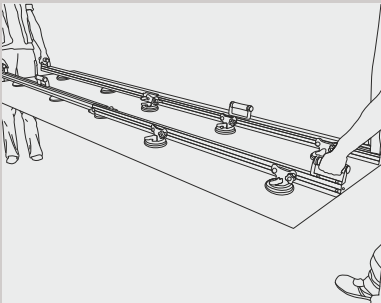
Check the laying substrate. Make sure it is clean, mature, and homogeneous with no cracks.



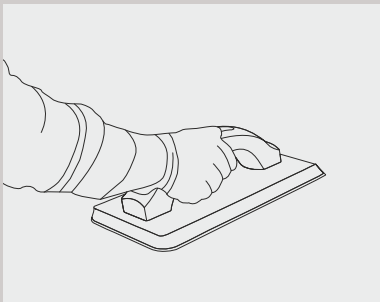
Apply adhesive onto the back of the slab with a 3mm trowel in one direction only.



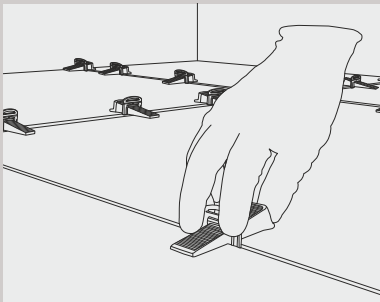
Apply adhesive onto the floor substrate at the same time while applying on the slab with a 15mm U-notch or 19mm V-notch trowel in the same direction as the slabs.



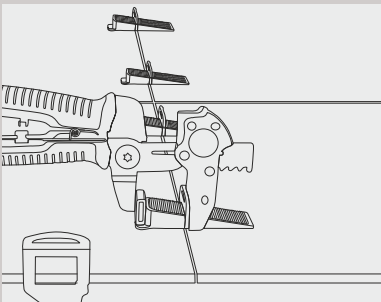
Position the slab on the adhesive bed with a sucker frame with adjustment of a minimum of 3mm joint.



Tap the slab from the center to the edges with a rubber trowel to expel air. Make sure air is expelled and there is no bubble between the slab and the substrate.

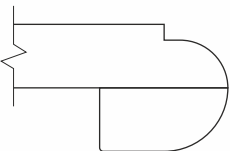


Complete the laying of the slab with a suitable sealant while keeping a 3mm joint through spacers. The special device of pulling over the slabs can be used for easy laying and spacing.

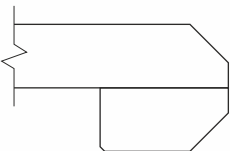


Level the wedges at each linear meter of the slab.

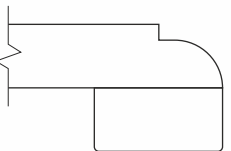
Slab Edge Possibilities



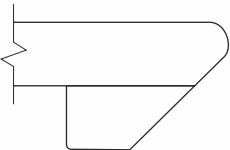
1-1/2" Dupont Bullnose



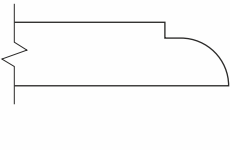
1-1/2" Pencile Edge



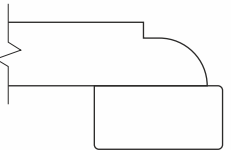
1-1/2" Dupont Square



1-1/2" Revers Bevel



3/4" Dupont Demi



1-1/2" Dupont Step Square

Cleaning & Maintenance

High-quality raw materials, rigorous production parameters, and world-class technology at Adicon make the exclusive offering nonporous and thus no dust or deposited waste penetrates the surface.

The no-maintenance surfaces require only a damp cloth for cleaning.

Routine and recurring cleaning spotlights the aesthetic features of the surfaces and keeps the surfaces shining.

For cleaning contamination and stains caused by some common food and other material follow the table below:

TYPE OF STAIN	CHEMICAL PRODUCT	EXAMPLE
Grease	Alkaline - Solvent	Detergent
Oil	Solvent	Ammonia, Backing Soda
Ink	Oxidant - Solvent	Alcohol, Liquid Bleach, Nail Paint Remover
Rust	Acid	Hydrochloric Acid, Vinegar, Red Harpic
Lime	Acid	Descaling Reagent, Hydrochloric Acid
Cement	Acid	Hydrochloric Acid
Wine	Alkaline	Ammonia, Liquid Bleach
Coffee	Alkaline - Solvent	Ammonia, Liquid Bleach
Rubber	Solvent	Alcohol, Thinner
Plaster	Acid	Hydrochloric Acid
Candle Wax	Solvent	Alcohol, Thinner
Iodine	Oxidant	Liquid Bleach
Blood	Oxidant	Liquid Bleach
Ice Cream	Alkaline	Liquid Bleach

Note: It is recommended that any kind of stain needs to get clean immediately / as soon as possible.

Technical Specification

CHARACTERISTIC	STANDARD AS PER ISO13006:2018/ EN14411 Gr.Bla	STANDARD AS PER IS 15622:2017 Gr.Bla	MEAN VALUE OF Di Moda	METHOD OF TESTING
Regulatory Properties				
Deviation in Length and Width	±0.30 % (±1.00 mm)	±0.10 %	± 0.10 %	ISO 10545-2/IS 13630-1
Deviation in Thickness	±5.0 % (± 0.50 mm)	±5.0 %	± 5.0 %	ISO 10545-2/IS 13630-1
Straightness in Side	±0.30 % (± 0.80 mm)	±0.10 %	± 0.10 %	ISO 10545-2/IS 13630-1
Rectangularity	±0.30 % (±1.50 mm)	±0.10%	± 0.10 %	ISO 10545-2/IS 13630-1
Surface Flatness Central Curvature	±0.40 % (± 1.80 mm)	±0.50 %	± 0.20 %	ISO 10545-2/IS 13630-1
Surface Flatness Edge Curvature	±0.40 % (± 1.80 mm)	±0.50 %	± 0.20 %	ISO 10545-2/IS 13630-1
Surface Flatness Warpage	±0.40 % (± 1.80 mm)	±0.50 %	± 0.10 %	ISO 10545-2/IS 13630-1
Surface Quality	>95% defects free	>95% defects free	>95% defects free	ISO 10545-2/IS 13630-1
Small Color Difference (For Plain Colour)	ΔE <1.00	N.A.	ΔE <0.80	ISO 10545-16
Glossiness (Polished)	As per Manufacturer	As per Manufacturer	≥ 90	Gloss Meter 60°
Glossiness (Satin)	As per Manufacturer	As per Manufacture	7 ≤ Gloss Value ≤ 25	Gloss Meter 60°
Structural Properties				
Water Absorption	≤0.50 %	≤0.080 %	≤0.080 %	ISO 10545-3/IS 13630-2
Bulk Density	As per Manufacturer	Min 2.20 g/cc	> 2.28 gm/cc	ISO 10545-3/IS 13630-2
Massive Mechanical Properties				
Modulus of Rupture	Min. 35.0 N/mm²	Min. 35.0 N/mm²	Min. 40.0 N/mm²	SO 10545-4/IS 13630-6
Breaking Strength Thickness ≥7.5 mm	Min 1300.0 N	Min 1300.0 N	Min 6000.0 N	ISO 10545-4/IS 13630-6
Surface Mechanical Properties				
MOH'S Hardness #	As per Manufacturer	Min. 5	Polished Min 4**/ Satin & Posh Min 6	BS EN 15771/IS 13630-13
Surface Abrasion Resistance #	As per Manufacturer	Min. Class II	Polished Min II**/ Satin & Posh Min III	ISO 10545-7/IS 13630-11
Thermal Hygrometric Properties				
Moisture Expansion	Max 0.06% (0.6 mm/m)	Max 0.02 mm/m	Max 0.02 mm/m	ISO 10545-10/IS 13630-3
Thermal Expansion(COE) at 100°C	As per Manufacturer	Max. 6.0 x 10-6	Max. 6.0 x 10-6	ISO 10545-8/IS 13630-4
Thermal Shock Resistance	Min 10 Cycle	Min 10 Cycle	Min 10 Cycle	ISO 10545-9/IS 13630-5
Impact Resistance(COR) #	Min. 0.55	Min 0.55	Min 0.55	ISO 10545-5/IS 13630-14
Frost Resistance	As per Manufacturer	As per Manufacturer	Frost Proof	ISO 10545-12/IS 13630-10
Crazing Resistance at 7.5 bar	4 Cycle	4 Cycle	4 Cycle	ISO 10545-11/IS 13630-9
Chemical Properties				
Resistance to Staining Glazed	Min. Class 3	Min Class 1	Min. Class 3/Min. Class 1	ISO 10545-14/IS 13630-8
Resistance to Household Chemicals & Swimming Pool Salts Glazed	Min Class GB	Min Class AA	Min Class GB/Min Class AA	ISO 10545-13/IS 13630-8
Resistance to Low Concentrate Acid and Alkalis Glazed	As per Manufacturer	As per Manufacturer	Min Class GLB***/ Min Class A***	ISO-10545-13/IS 13630-8
Resistance to High Concentrate Acid and Alkalis Glazed	As per Manufacturer	As per Manufacturer	Min Class GHB***/ Min Class A***	ISO-10545-13/IS 13630-8
Safety Properties				
Skid Resistance - (DCOF-WET PENDULUM)##	As per Manufacturer	As per Manufacturer	Glossy ≥P0,Satin,Posh ≥P1	BS 7976-2
Slip Resistance -Satin/Posh (DCOF- R Value)##	As per Manufacturer	As per Manufacturer	R9 to R10	DIN 51130
Lead and Cadmium release	As per Manufacturer	N.A.	Does not yield Pb &Cd	ISO-10545-15

Packing Detail

SIZE	THICKNESS	PCS/BOX	AREA/BOX	BOX/WT.
800x2400mm	15mm	1 pc	1.92 mt²	67 kg

